

**EXPERTISE  
YOU CAN TRUST!**



**HELP SAFEGUARD  
THE ENVIRONMENT  
FUTURE PROOF  
YOUR HOME**

*Choose EcoWarm Insulations to insulate your home and you can be assured you're availing of an insulation service that is second to none.*

*Talk To Us Today*

**Tel: 1850 500 501**



**THE NAME YOU  
CAN TRUST!**

**Here's how  
we can make  
your Home  
the Ultimate  
in Energy  
Efficiency**



**Cavity Wall Insulation**



**Attic Insulation**



**Renewables**



**Dry Lining**



**Exterior Insulation**

# Our Guide to Cavity Wall and Attic Insulation

Here's a step-by-step guide showing how EcoWarm Insulations installs both **cavity wall** and **attic** insulation.

■ **CAVITY** EcoWarm Insulations provides EcoBead Platinum cavity wall insulation - suitable for all homes with cavity walls. This is only supplied to highly trained qualified installers. A complete package is offered to clients - from expert advice through to project completion.



A series of 22mm holes are drilled on the exterior of the house in strict accordance with the NSAI-approved drilling pattern. Holes are drilled along the top of the building, at both sides of each window and door, and under each window, vent and flue - these holes are at a maximum 600mm apart.

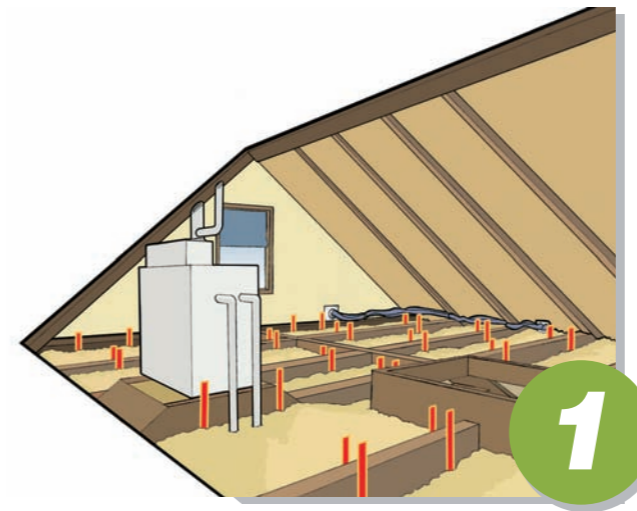


The cavity is then filled by pumping insulation into the cavity through each hole. The bead enters the wall; the insulation is coated with a waterproof adhesive as it passes through the bead gun.

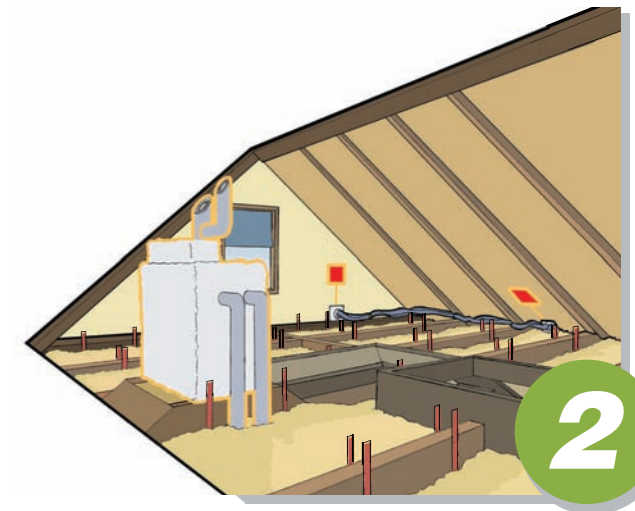


With every hole pumped, the cavity is now completely full of insulation. All holes are filled in using a sand and cement mixture. The exterior of the house is then cleaned up. And there you have it! The **installation of your insulation is complete.**

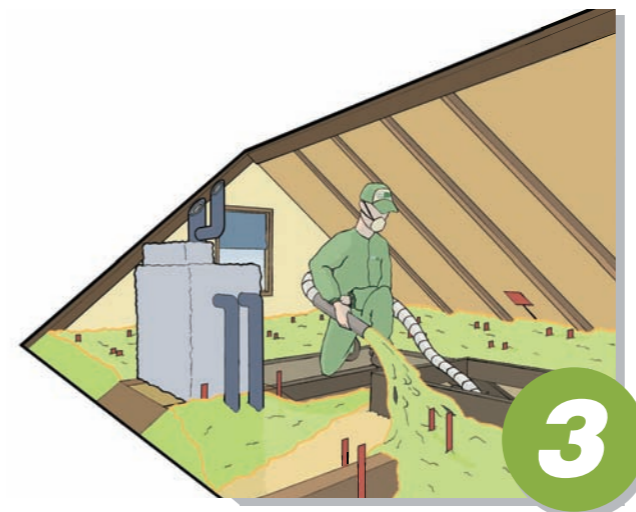
■ **ATTIC** EcoWarm Insulations can install high-performance attic insulation with the minimum of fuss and in as little as one hour from start to finish. Rockwool RockPrime is renowned for its high quality and superior insulation properties. We are proud to be fully accredited Rockwool installers. RockPrime is ideal for new-build and existing attic spaces. Installation is quick, clean and waste-free. Our employees are expertly trained, while the technology we utilise is state of the art.



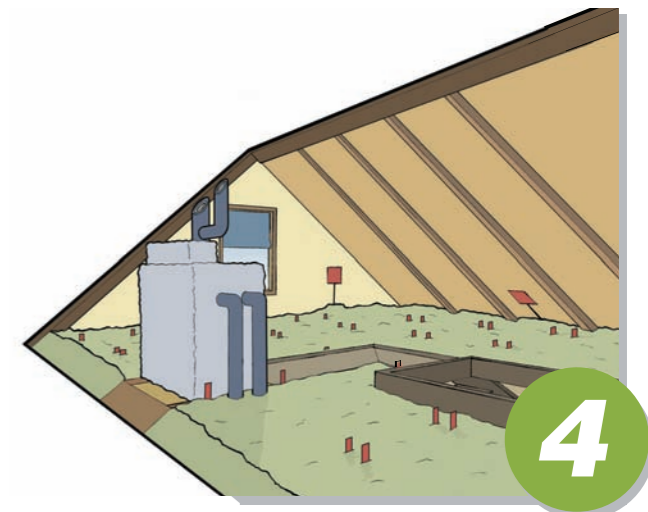
**Preparation is key.** Existing insulation is inspected to ensure it is installed correctly; vents are inspected to ensure they are clear; height gauges are stapled onto the joists to ensure the insulation will be filled to the required level.



**Pipes and tanks are insulated first.** The walkway to the tank is installed and all main cables are labelled. The attic hatch is then insulated. At this point the attic itself is ready for insulation.



**Insulation is filled** to the required level. All the equipment and insulation arrives in a truck specifically designed for the job. Only a hose will pass through your home. One technician will stay in the truck to load the insulation into the hopper of the blowing machine; the other will be in the attic directing the flow until the insulation is filled to the required depth.



**Insulation of your attic is now complete.** The main benefit of RockWool RockPrime over conventional roll-out insulation is that it will fill every void there is in the old insulation: there are no joints through which heat can escape. As the depth gauges allow you to clearly see the depth achieved, you can be sure you get exactly what you pay for. You will have a warm, comfortable home.



**THE NAME YOU CAN TRUST!**